


9.2.1 Mounting positions

The mounting position of the variator unit identifies its space orientation. B3/B5 mounting position, as from a technical point of view, ensures lower oil splash, better lubrication and less heating.

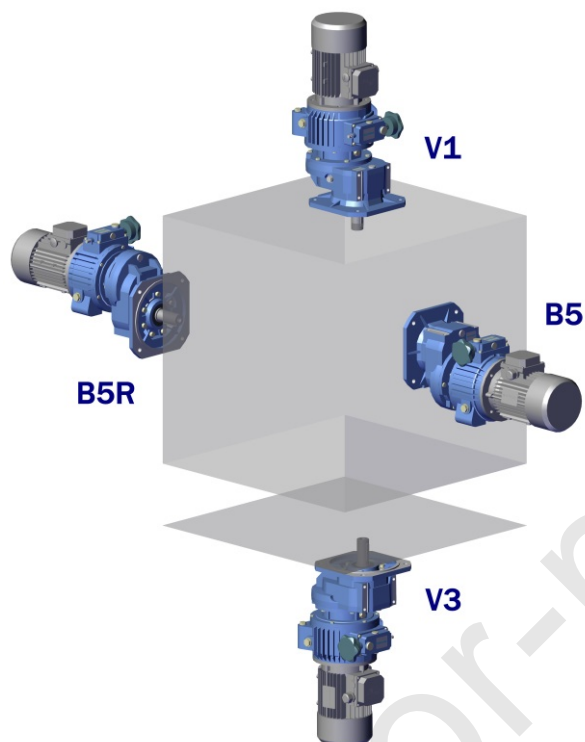
In the geared motorvariators of VH.../A and VHF.../A serie in all mounting positions, the variator takes the same position of the gearbox (same as B3 mounting position).

For geared motorvariator of VH005/042-3 series, mounting position B8 is not available.




9.2 MOUNTING POSITIONS

VHF.../A.1 - VHRF.../..1




VHM.../A.1 - VHRM.../..1

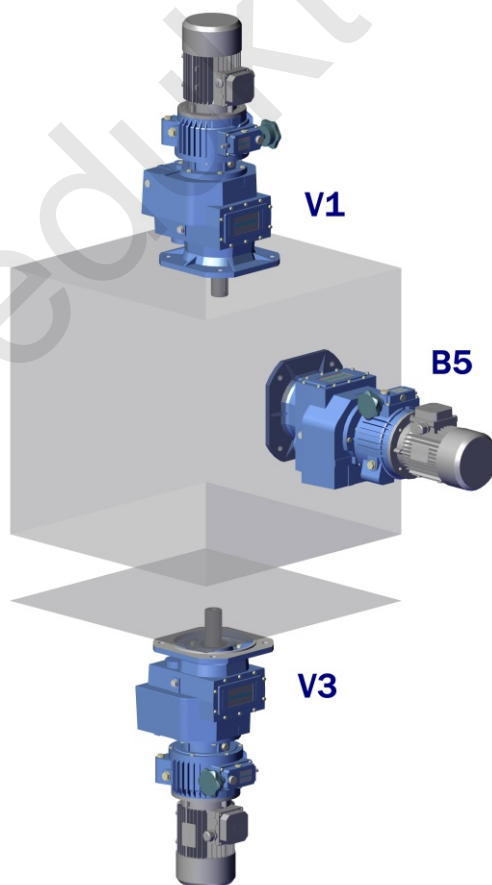


9.2 MOUNTING POSITIONS

VH.../A.2-3 - VH.../..2-3



VHF.../A.2-3 - VHF.../..2-3

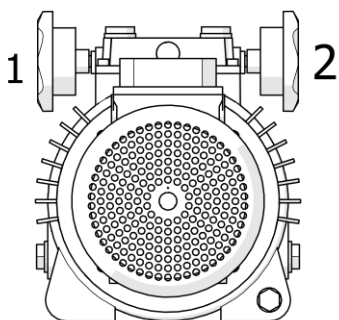


9.2 MOUNTING POSITIONS

9.2.2 Position of terminal box

In the case of specific requirements, when ordering, specify the position of the terminal box as shown in the diagram. Unless otherwise specified, the gear reducer is supplied with terminal box in position 1.

Control handwheel



Position of terminal box

